


This instruction covers the mounting of filter cartridges with external O-rings.


### Parts:

- Housing, cap and adapter
- Filter cartridge




### Mounting instructions:

1. Mount the adapter on the connection piece on the cap.



2. Mount the filter cartridge in the adapter.



3. Screw the housing into cap.

**Note:** No new adapter is delivered with the filter cartridge.

When the filter cartridge is to be replaced, the adapter must be removed from the old filter cartridge and reused when the new filter cartridge is mounted.

**Warning:** **Filtration efficiency cannot be guaranteed if the adapter is not mounted.**